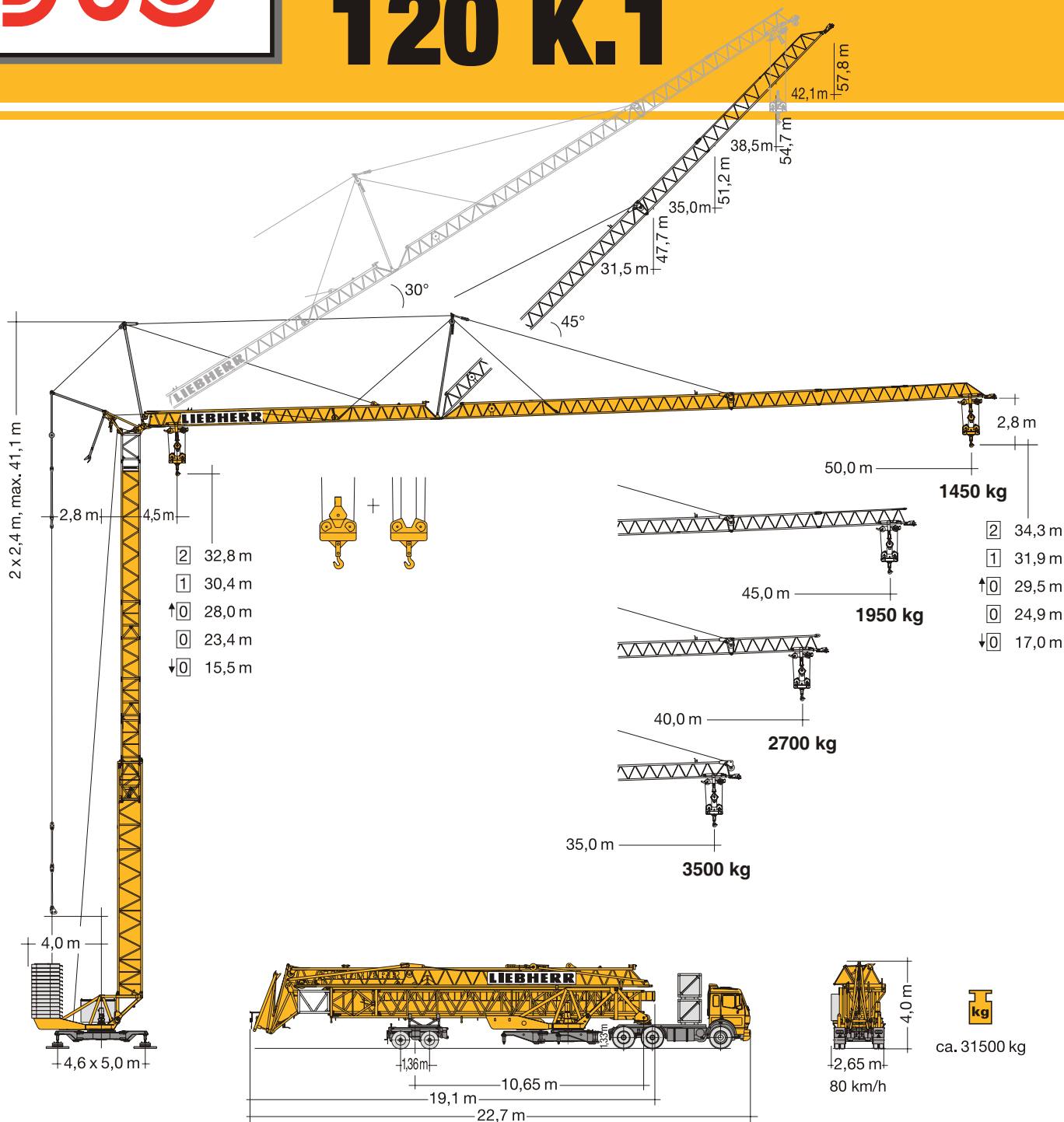
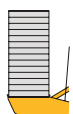



VĚŽOVÝ JEŘÁB samostavitelný 120 K.1



	protizát ž	váha konstrukce
	r = 4,0 m 44000 kg	 28300 kg

LIEBHERR

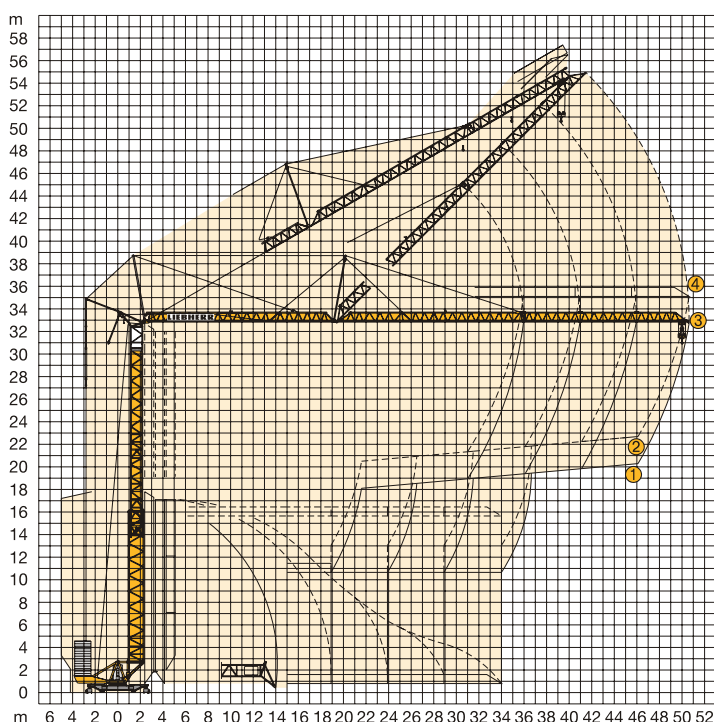
VYLOŽENÍ A NOSNOST

Vyložení		m/kg	Nosnost																				
m	m/kg		21,0	22,0	24,0	26,0	28,0	30,0	31,0	32,0	33,0	35,0	36,0	37,0	38,0	40,0	41,0	42,0	43,0	45,0	46,0	48,0	50,0
50,0	4,5 - 21,3 4000	4000	3860	3500	3190	2930	2700	2600	2500	2410	2250	2170	2100	2040	1910	1860	1800	1750	1660	1610	1530	1450	
45,0	4,5 - 24,3 4000	4000	4000	4000	3710	3400	3150	3030	2920	2820	2630	2540	2460	2390	2250	2180	2120	2060	1950				
40,0	4,5 - 27,7 4000	4000	4000	4000	4000	3950	3680	3550	3430	3320	3120	3030	2940	2860	2700								
35,0	4,5 - 30,4 4000	4000	4000	4000	4000	4000	4000	3930	3810	3700	3500												

m		m/kg	Nosnost																				
m	m/kg		21,0	22,0	24,0	26,0	28,0	30,0	31,0	32,0	33,0	35,0	36,0	37,0	38,0	40,0	41,0	42,0	43,0	45,0	46,0	48,0	50,0
50,0	4,5 - 11,2 8000	3870	3660	3300	2990	2730	2510	2400	2310	2220	2060	1980	1910	1840	1720	1660	1610	1560	1460	1410	1330	1250	
45,0	4,5 - 12,8 8000	4520	4280	3860	3510	3210	2950	2830	2720	2620	2430	2350	2270	2190	2050	1980	1920	1860	1750				
40,0	4,5 - 14,8 8000	5290	5000	4510	4100	3750	3440	3310	3180	3060	2840	2750	2650	2560	2400								
35,0	4,5 - 16,4 8000	5950	5630	5070	4610	4210	3870	3720	3580	3440	3200												

m		m/kg	Šikmý výložník 30°																				
m	m/kg		22,0	23,0	24,0	25,0	26,0	27,0	28,0	29,0	30,0	30,6	31,0	32,0	33,0	34,0	34,9	35,0	36,0	37,0	38,0	39,0	39,3
39,3	4,5 - 18,5 4000	3340	3190	3050	2920	2800	2690	2580	2480	2390	2340	2300	2220	2150	2070	2010	2010	1940	1880	1820	1770	1750	
34,9	4,5 - 22,1 4000	4000	3840	3680	3540	3400	3270	3150	3040	2940	2880	2840	2740	2660	2570	2500							
30,6	4,5 - 24,9 4000	4000	4000	4000	3980	3840	3710	3590	3470	3360	3300												

MONTÁŽNÍ SCHÉMA



PŘÍKONY A RYCHLOST EL. MOTORŮ

	rychlost	spot eba
	0 ↔ U/min. 0,8 sl./min tr./min	7,5 kW FU
	0 ↔ 70,0 m/min	5,0 kW FU

	rychlost	kg	m/min
	1	4000	5,0
		8000	2,5
	2	4000	25,0
		8000	12,5
3	3200	32,0	
	6400	16,0	
4	1500	58,0	
	3400	29,0	

p ívodní kabel	jisti
110 m / 4x16 mm ² / 400 V	32 kVA